

Journées des tests FSG GAF 9-14 2024
STV-Testtage Kutu F 9-14 2024







CA 9 - AK 9 (2015)				Technique / Technik Total max = 136												Force / Kraft Total max. = 80		Souplesse / Beweglichkeit Total max. = 30		Total	
Rang	Nom Name	Prénom Vorname	Société Verein					Tramp.	Ballet	Total	max %	Total	max %	Total	max %						
1	Tittel	Méline	Versoix	16.00	23.45	14.00	22.00	16.00	23.75	16.00	24.50	16.00	14.00	16.00	123.70	91.0	59	73.8	29	96.7	87.5
2	Rios	Amuyen	Kunstturnerinnen Fricktal	16.00	24.00	14.00	22.65	16.00	24.70	16.00	23.90	16.00	12.50	16.00	123.75	91.0	58	72.5	24	80.0	84.7
3	Mächler	Eline	TV Rüti	16.00	23.95	14.00	22.30	14.00	22.00	16.00	24.50	16.00	12.00	16.00	120.75	88.8	54	67.5	29	96.7	84.6
4	Meile	Panama	Zürich Oerlikon Kunstturnerinnen	16.00	22.40	14.00	21.85	16.00	22.15	14.00	21.45	16.00	10.50	15.00	113.35	83.3	65	81.3	28	93.3	84.3
5	Coulin	Maila	BTV Basel	16.00	23.45	14.00	22.20	16.00	23.70	16.00	23.30	16.00	13.50	14.00	120.15	88.3	50	62.5	28	93.3	82.6
6	Duriez	Eloise	Versoix	16.00	23.65	16.00	23.80	16.00	24.65	14.00	22.10	16.00	14.00	15.00	123.20	90.6	49	61.3	25	83.3	82.2
7	Benkert	Carla	TV Wädenswil	16.00	22.50	14.00	21.00	16.00	23.95	14.00	21.90	16.00	12.00	16.00	117.35	86.3	54	67.5	27	90.0	82.1
8	Stadelmann	Elin	TV Lenzburg	16.00	23.00	12.00	18.40	16.00	23.45	16.00	23.25	16.00	11.50	14.00	113.60	83.5	64	80.0	22	73.3	81.1
9	Gangale	Jolie	SFG Giubiasco	16.00	23.30	10.50	18.40	14.00	21.45	14.00	22.30	11.00	7.50	13.00	105.95	77.9	67	83.8	24	80.0	79.7
10	Gianfreda	Alessia	FSG La Neuveville	16.00	22.70	10.00	14.30	16.00	23.40	16.00	23.80	16.00	9.50	15.00	108.70	79.9	56	70.0	24	80.0	77.5
11	Lenherr	Linda	Turnfabrik Frauenfeld	16.00	22.95	12.00	19.75	16.00	22.60	16.00	23.60	16.00	13.00	8.00	109.90	80.8	51	63.8	23	76.7	75.9
12	Uhlmann	Naima	Turnfabrik Frauenfeld	16.00	22.75	16.00	22.65	16.00	21.15	16.00	22.30	16.00	13.50	7.00	109.35	80.4	39	48.8	30	100.0	75.4
13	Brand	Muriel	Kutu Regio Basel	16.00	22.95	10.50	16.65	16.00	20.95	16.00	23.50	16.00	14.00	12.00	110.05	80.9	42	52.5	25	83.3	74.2
14	Gabi	Marielou	Gym Serrières	16.00	23.25	10.50	13.90	16.00	23.20	16.00	23.60	16.00	12.00	11.00	106.95	78.6	55	68.8	18	60.0	73.4
15	Paparisto	Lorena	Versoix	16.00	23.10	10.00	15.00	16.00	23.85	16.00	24.55	16.00	12.00	15.00	113.50	83.5	32	40.0	26	86.7	73.1
16	Martin	Caya	DTV Obersiggenthal	16.00	23.85	6.50	12.80	14.00	22.00	16.00	23.70	16.00	7.50	13.00	102.85	75.6	48	60.0	25	83.3	72.9
17	Heeb	Larina	Turnfabrik Frauenfeld	16.00	23.85	12.00	19.35	16.00	23.30	14.55	22.25	16.00	12.00	7.00	107.75	79.2	33	41.3	28	93.3	71.8
18	Platzer	Diane	Kutu Regio Basel	16.00	22.95	10.00	13.00	16.00	22.50	14.00	20.85	16.00	13.00	10.00	102.30	75.2	37	46.3	28	93.3	70.7
19	Zingg	Alina	Turnfabrik Frauenfeld	16.00	23.15	10.00	13.75	16.00	21.90	16.00	22.55	16.00	11.50	6.00	98.85	72.7	40	50.0	27	90.0	69.6
20	Plattner	Annika	Kutu Regio Basel	16.00	22.60	10.50	16.55	14.00	20.60	16.00	23.20	16.00	12.50	13.00	108.45	79.7	29	36.3	25	83.3	69.4
21	Longhi	Alyssia	SFG Giubiasco	16.00	21.65	5.50	12.70	12.00	19.40	14.00	19.70	16.00	10.00	12.00	95.45	70.2	54	67.5	20	66.7	69.0
22	Brändli	Finja	STV Steinach	16.00	22.30	8.50	14.15	12.00	17.85	16.00	23.40	16.00	9.00	11.00	97.70	71.8	36	45.0	20	66.7	64.4
23	Rozenberg	Sophie	Turnfabrik Frauenfeld	16.00	22.55	6.50	12.15	16.00	22.15	14.55	21.00	16.00	9.50	6.00	93.35	68.6	32	40.0	25	83.3	63.7
24	Rompf	Fenja Sophie	Gym Center Emme	10.00	17.25	11.00	17.65	14.00	21.20	14.00	20.35	16.00	11.00	13.00	100.45	73.9	32	40.0	18	60.0	63.3
25	Pinto	Esther	SFG Montreux	16.00	23.10	2.50	5.80	16.00	21.75	16.00	23.50	16.00	7.00	15.00	96.15	70.7	21	26.3	22	73.3	60.0
26	Mindren	Gaïa	SFG Montreux	16.00	22.00	0.00	0.00	12.00	18.35	14.00	20.15	16.00	8.00	12.00	80.50	59.2	28	35.0	21	70.0	54.8
27	Kaufmann	Paloma	FSG Cugy-Vesin	16.00	21.05	2.50	6.90	10.00	15.60	12.00	18.85	16.00	11.00	10.00	83.40	61.3	13	16.3	22	73.3	51.9






* 60% Technique / Technik - 25% Force / Kraft - 15% Souplesse / Beweglichkeit

Journées des tests FSG GAF 9-14 2024
STV-Testtage Kutu F 9-14 2024



CA 10 - AK 10 (2014)				Technique / Technik Total max = 136												Force Kraft Total max. = 80		Souplesse Beweglichkeit Total max. = 30		Total *	
Rang	Prénom Vorname	Nom Name	Société Verein					Tramp.	Ballet	Total	max % du	Total	max % du	Total	max % du	Total *					
1	Gonzalez	Aliyah	Zürich Oerlikon Kunstturnerinnen	16.00	23.40	15.50	23.90	16.00	22.60	16.00	22.95	16	14.00	15.00	121.85	89.6	69	86.3	29	96.7	89.8
2	Berisha	Rea	TV Eschen-Mauren	16.00	23.95	16.00	23.55	16.00	22.00	16.00	23.70	16	13.00	15.00	121.20	89.1	59	73.8	28	93.3	85.9
3	Speerli	Léna	Satus Sportclub Uster	16.00	23.95	15.00	22.20	14.00	20.80	16.00	24.05	16	12.00	15.00	118.00	86.8	57	71.3	28	93.3	83.9
4	Winiger	Lilly Grace	TV Wädenswil	16.00	23.70	13.00	19.25	16.00	23.05	12.00	20.10	16	12.00	13.00	111.10	81.7	53	66.3	29	96.7	80.1
5	Baumann	Julinara	Kunstturnerinnen Fricktal	16.00	24.40	8.00	15.40	16.00	23.30	16.00	24.40	16	11.00	16.00	114.50	84.2	45	56.3	27	90.0	78.1
6	Kocher	Nahimana	Gym Center Emme	16.00	22.85	9.00	15.85	16.00	20.80	16.00	23.15	16	11.00	13.00	106.65	78.4	50	62.5	30	100.0	77.7
7	Page	Alisia	SFG Locarno	16.00	23.80	10.00	16.60	12.00	18.50	16.00	23.75	16	13.50	14.00	110.15	81.0	51	63.8	25	83.3	77.0
8	Gameiro	Ines	Versoix	16.00	22.45	11.00	17.20	16.00	22.75	16.00	23.80	16	12.50	13.00	111.70	82.1	37	46.3	30	100.0	75.8
9	Venturino	Emma	SFG Giubiasco	16.00	23.20	7.00	14.15	14.00	21.05	14.00	21.60	16	13.00	15.00	108.00	79.4	45	56.3	26	86.7	74.7
10	Humbel	Maria Loreen	SFG Montreux	16.00	22.80	3.50	9.50	14.00	19.40	14.00	21.20	16	11.50	16.00	100.40	73.8	50	62.5	28	93.3	73.9
11	Semeniushko	Melaniia	TZ Fürstenland	11.00	18.55	6.00	12.30	14.00	20.50	14.00	21.00	16	11.50	15.00	98.85	72.7	49	61.3	29	96.7	73.4
12	Le Martelot	Clara	Versoix	16.00	23.40	8.00	13.00	16.00	22.80	16.00	23.75	16	10.50	11.00	104.45	76.8	45	56.3	26	86.7	73.1
13	Aquino Pereira	Giulia	Gym Center Emme	16.00	22.90	8.00	14.15	16.00	21.35	16.00	22.35	16	10.50	15.00	106.25	78.1	36	45.0	30	100.0	73.1
14	Eckardt	Zaina	Turnfabrik Frauenfeld	16.00	22.20	10.00	16.35	14.00	22.00	12.00	20.00	16	12.00	9.00	101.55	74.7	44	55.0	29	96.7	73.1
15	Thiébaud	Alyssa	STV Balgach	16.00	23.00	8.00	14.50	16.00	20.95	14.00	22.00	16	12.50	15.00	107.95	79.4	39	48.8	26	86.7	72.8
16	Pelzer	Ella	DTV Küsnacht	16.00	21.95	9.00	15.10	16.00	22.05	16.00	22.80	16	10.50	6.00	98.40	72.4	49	61.3	24	80.0	70.7
17	Velasquez	Naomi Aramis	TV Rüti	16.00	22.30	2.50	9.30	16.00	20.40	12.00	17.45	16	10.00	12.00	91.45	67.2	45	56.3	28	93.3	68.4
18	Keller	Nevia	STV Bernhardzell	16.00	22.90	5.50	11.00	14.00	19.60	16.00	22.30	16	11.00	14.00	100.80	74.1	36	45.0	24	80.0	67.7
19	Zimmermann	Aliah	Stadtturnverein Wil	16.00	21.75	4.00	10.80	16.00	22.30	12.00	18.30	16	10.00	15.00	98.15	72.2	26	32.5	24	80.0	63.4
20	Lohri	Annalou	Gym Berner Oberland	10.00	17.35	5.00	11.15	14.00	19.65	12.00	17.65	16	8.50	12.00	86.30	63.5	32	40.0	25	83.3	60.6
21	Borchers	Claudia	FSG La Neuveville	11.00	18.20	1.00	6.95	14.00	17.45	12.00	18.50	16	11.00	10.00	82.10	60.4	29	36.3	27	90.0	58.8
22	Hauser	Vianne	Turnfabrik Frauenfeld	0.00	0.00	0.00	0.00	0.00	0.00	0.00	0.00	0	0.00	0.00	0.00	0.0	0	0.0	0	0.0	0.0
22	Haas	Arina	DTV Obersiggenthal	0.00	0.00	0.00	0.00	0.00	0.00	0.00	0.00	0	0.00	0.00	0.00	0.0	0	0.0	0	0.0	0.0





* 60% Technique / Technik - 25% Force / Kraft - 15% Souplesse / Beweglichkeit

CA 11 - AK 11 (2013)				Technique / Technik Total max = 136										Force Kraft Total max. = 80		Souplesse Beweglichkeit Total max. = 30		Total *		
Rang Rank	Prénom Vorname	Nom Name	Société Verein						Tramp.	Ballet	Total	max dp %	Total	max dp %	Total	max dp %				
1	Maget	Eleonor	Zürich Oerlikon Kunstturnerinnen	11.00	19.80	10.00	16.55	23.95	14.00	20.90	16.00	13.00	16.00	110.20	81.0	63	78.8	30	100.0	83.3
2	Seramondi	Tessa	Versoix	16.00	23.50	12.50	19.30	21.40	14.00	21.65	16.00	13.50	16.00	115.35	84.8	52	65.0	30	100.0	82.1
3	Dimitri	Elena	Kunstturnerinnen Fricktal	11.00	19.50	8.00	15.00	16.30	14.00	20.20	10.00	8.50	15.00	94.50	69.5	67	83.8	28	93.3	76.6
4	Andreossi	Gianna	Kunstturnerinnen Fricktal	11.00	19.45	10.00	12.15	16.95	16.00	22.90	16.00	10.00	15.00	96.45	70.9	56	70.0	27	90.0	73.6
5	Iselin	Jael	DR Urdorf	11.00	18.05	13.00	18.70	19.25	13.00	19.25	16.00	10.50	15.00	100.75	74.1	46	57.5	26	86.7	71.8
6	Martinetti	Reine	SFG Lugano	11.00	19.45	8.00	15.80	17.40	1.00	10.10	16.00	13.00	16.00	91.75	67.5	51	63.8	29	96.7	70.9
7	Morrison	Keira	Chablais GAF	11.00	17.90	5.00	10.10	17.00	7.00	14.95	16.00	10.00	16.00	85.95	63.2	54	67.5	30	100.0	69.8
8	Rios	Celestine	Kunstturnerinnen Fricktal	11.00	18.10	8.00	11.00	17.85	8.00	14.60	16.00	11.00	16.00	88.55	65.1	50	62.5	23	76.7	66.2
9	Häberlin	Jana	Turnfabrik Frauenfeld	11.00	18.70	8.00	12.15	21.55	4.00	10.65	16.00	12.00	14.00	89.05	65.5	42	52.5	26	86.7	65.4
10	Wildi	Fabienne	Gym Berner Oberland	11.00	18.10	9.00	13.95	15.55	6.00	13.60	16.00	12.00	15.00	88.20	64.9	34	42.5	27	90.0	63.0
11	Zenari	Jana	SFG Montreux	6.00	15.20	3.00	9.05	15.70	2.00	8.70	16.00	12.50	16.00	77.15	56.7	43	53.8	30	100.0	62.5
12	Mora	Amaya	Turnfabrik Frauenfeld	6.00	14.75	10.50	15.00	13.95	5.00	12.00	16.00	13.50	13.00	82.20	60.4	39	48.8	24	80.0	60.5
13	Von Gunten	Anna-Lena	BTV Basel	6.00	14.70	3.00	10.75	12.90	5.00	12.70	16.00	10.50	14.00	75.55	55.6	36	45.0	27	90.0	58.1
15	Tamò	Maya	SFG Locarno	0.00	0.00	4.50	12.20	15.50	1.00	10.50	16.00	12.00	14.00	64.20	47.2	32	40.0	27	90.0	51.8
16	Thevoz	Rosy	Versoix	0.00	0.00	0.00	0.00	0.00	0.00	0.00	0.00	0.00	0.00	0.00	0.0	0	0.0	0	0.0	0.0

* 60% Technique / Technik - 25% Force / Kraft - 15% Souplesse / Beweglichkeit

Journées des tests FSG GAF 8-14 2024
STV-Testtage Kutu F 8-14 2024







CA 12 - AK 12 (2012)				Technique / Technik Total max = 92										Force Kraft Total max. = 80		Souplesse Beweglichkeit Total max. = 30		Total *			
Rang Rank	Prénom Vorname	Nom Name	Société Verein					Tramp.		Ballet	Total	% du max.	Total	% du max.	Total	% du max.	Total *				
1	Frehner	Finja	Satus Sportclub Uster	3.80	12.40	3.90	7.20	4.20	12.50	4.40	11.20	16	15.00	16.00	74.30	80.8	58.00	72.5	29.00	96.7	81.1
2	Pête	Nala	TV Rüti	3.40	12.05	3.60	8.50	4.70	10.80	4.50	11.60	16	12.00	16.00	70.95	77.1	62.00	77.5	26.00	86.7	78.6
3	Schwaller	Emma	Satus Sportclub Uster	3.40	12.15	4.10	6.00	4.10	10.45	3.90	9.00	13	12.50	16.00	66.10	71.8	59.00	73.8	30.00	100.0	76.5
4	Walser	Loa	TV Rüti	3.80	12.75	2.20	9.75	4.40	9.95	4.20	11.70	10	7.50	15.00	66.65	72.4	55.00	68.8	30.00	100.0	75.7
5	Plomb	Juline	Gym Serrières	3.40	12.00	2.60	7.75	3.60	10.05	4.40	10.45	13	9.50	15.00	64.75	70.4	58.00	72.5	28.00	93.3	74.4
6	Rimann	Kira	Stadtturnverein Wil	3.40	11.80	2.70	6.80	2.90	8.30	3.00	9.70	13	10.50	15.00	62.10	67.5	61.00	76.3	26.00	86.7	72.6
7	Guldimann	Ajana	Gym Center Emme	3.40	11.90	1.20	8.15	3.30	9.20	2.80	8.40	13	7.50	14.00	59.15	64.3	57.00	71.3	29.00	96.7	70.9
8	Pfleghart	Fiona	Turnfabrik Frauenfeld	3.60	11.90	3.40	10.35	4.20	8.90	3.40	9.55	16	10.50	13.00	64.20	69.8	32.00	40.0	27.00	90.0	65.4
9	Bühler	Anja	TV Rüti	3.60	11.30	1.90	9.25	3.60	4.50	3.70	10.10	8	4.50	16.00	55.65	60.5	49.00	61.3	23.00	76.7	63.1
10	Celikci	Melisa	TV Rüti	3.40	12.15	2.70	7.70	3.90	8.50	2.90	8.20	11	6.00	16.00	58.55	63.6	37.00	46.3	26.00	86.7	62.7
11	Celikci	Yasemin	TV Rüti	3.40	11.60	1.30	7.65	3.10	9.85	3.60	9.80	5	4.50	16.00	59.40	64.6	37.00	46.3	24.00	80.0	62.3
12	Schmid	Sara	TV Lenzburg	3.40	11.80	2.60	7.80	3.70	9.70	3.60	10.20	5	2.50	13.00	55.00	59.8	42.00	52.5	25.00	83.3	61.5
13	Motieenia	Darya	SFG Montreux	3.40	12.20	1.30	7.85	3.00	6.90	3.10	10.25	5	2.50	14.00	53.70	58.4	36.00	45.0	29.00	96.7	60.8
14	Swedenborg	Lily	Kunstturnerinnen Fricktal	3.40	11.60	2.10	7.25	4.00	8.65	3.00	9.65	5	2.50	14.00	53.65	58.3	39.00	48.8	27.00	90.0	60.7
15	Köp	Melissa	Stadtturnverein Wil	3.20	10.70	1.20	7.80	2.20	8.80	3.00	8.55	10	8.50	16.00	60.35	65.6	22.00	27.5	22.00	73.3	57.2
16	Krausbeck	Victoria	Gym Élite Mendrisiotto	0.00	0.00	1.00	8.55	3.00	9.90	0.00	0.00	4	3.50	15.00	36.95	40.2	33.00	41.3	22.00	73.3	45.4
17	Berthelot	Héloïse	FSG Aire-Le Lignon	0.00	0.00	4.20	7.05	0.00	0.00	0.00	0.00	0	0.00	0.00	7.05	7.7	0.00	0.0	0.00	0.0	4.6

* 60% Technique / Technik - 25% Force / Kraft - 15% Souplesse / Beweglichkeit

Journées des tests FSG GAF 8-14 2024
STV-Testtage Kutu F 8-14 2024







CA 13 - AK 13 (2011)				Technique / Technik Total max = 92										Force Kraft Total max. = 80		Beweglichkeit Total max. = 30		Total *			
Rang Rank	Nom Name	Prénom Vorname	Société Verein					Tramp.	Ballet	Total	max % du	Total	max % du	Total	max % du						
1	Savo	Francesca	DR Urdorf	3.40	11.85	3.80	8.45	4.40	9.80	4.60	11.45	13	11.00	13.00	65.55	71.3	65.00	81.3	28.00	93.3	77.1
2	Lima Bonfim	Kyara	Gym Serrières	3.20	12.00	4.00	9.00	4.20	9.90	4.30	11.70	13	9.00	16.00	67.60	73.5	49.00	61.3	28.00	93.3	73.4
3	Hansen	Lea Sophie	DR Urdorf	3.40	11.80	3.00	9.15	4.50	10.05	3.80	9.95	13	8.00	15.00	63.95	69.5	54.00	67.5	25.00	83.3	71.1
4	Keller	Elisa	Uetendorf Kunstturnerinnen	3.40	11.00	3.40	11.50	4.00	9.90	4.00	10.35	12	5.00	15.00	62.75	68.2	48.00	60.0	29.00	96.7	70.4
5	Zühlke	Elin	TV Rüti	3.40	12.15	2.70	8.70	4.30	10.15	3.10	10.65	10	4.50	16.00	62.15	67.6	53.00	66.3	25.00	83.3	69.6
6	Zünd	Giulia	Satus Sportclub Uster	3.40	12.05	1.30	4.00	4.70	11.40	3.80	10.70	13	11.00	15.00	64.15	69.7	40.00	50.0	29.00	96.7	68.8
7	Gasser	Lia	Gym Center Emme	3.80	12.60	2.80	9.40	4.10	11.15	4.10	11.10	16	9.50	14.00	67.75	73.6	24.00	30.0	23.00	76.7	63.2
8	Frei	Simona	DTV Obersiggenthal	3.40	12.00	4.20	10.60	4.50	9.45	4.30	10.40	13	10.50	10.00	62.95	68.4	26.00	32.5	25.00	83.3	61.7
9	Nesic	Teodora	Kunstturnerinnen Fricktal	3.40	12.20	2.80	9.10	4.10	10.25	3.30	9.90	5	2.50	14.00	57.95	63.0	37.00	46.3	24.00	80.0	61.4
10	Viana Reis	Cynthia	FSG Aire-Le Lignon	0.00	0.00	1.90	3.75	2.50	7.25	3.50	9.35	11	7.00	15.00	42.35	46.0	22.00	27.5	29.00	96.7	49.0
11	Cakir	Angelina	TV Rüti	0.00	0.00	2.60	7.70	0.00	0.00	0.00	0.00	12	8.00	16.00	31.70	34.5	32.00	40.0	29.00	96.7	45.2

* 60% Technique / Technik - 25% Force / Kraft - 15% Souplesse / Beweglichkeit

Journées des tests FSG GAF 8-14 2024
STV-Testtage Kutu F 8-14 2024



CA 14 - AK 14 (2010)				Technique / Technik Total max = 92												Force Kraft Total max. = 80		Souplesse Beweglichkeit Total max. = 30		Total *	
Rang Rank	Prénom Vorname	Nom Name	Société Verein					Tramp.		Ballet	Total	% du max	Total	% du max	Total	% du max					
1	Munishi	Emily	TZ Fürstenland	3.40	12.20	3.50	11.00	4.50	9.75	4.20	11.30	12	11.00	16.00	71.25	63.6	49	61.3	26	86.7	66.5
2	Azhan	Lyris	DTV Obersiggenthal	3.80	11.40	4.30	11.35	4.40	8.75	4.70	12.00	7	5.50	16.00	65.00	58.0	58	72.5	27	90.0	66.4
3	Zimmermann	Ladina	Turnfabrik Frauenfeld	3.40	11.80	4.00	10.00	3.60	9.65	3.20	9.60	16	10.50	15.00	66.55	59.4	24	30.0	30	100.0	58.2
4	Seiler	Lorina	DR Urdorf	3.40	11.90	1.40	8.05	3.60	8.60	4.10	9.75	4	3.00	14.00	55.30	49.4	50	62.5	23	76.7	56.8
5	Brochier	Valeska	Stadtturnverein Wil	3.20	11.80	2.60	7.20	2.90	7.30	3.10	10.25	13	9.50	16.00	62.05	55.4	26	32.5	30	100.0	56.4

* 60% Technique / Technik - 25% Force / Kraft - 15% Souplesse / Beweglichkeit